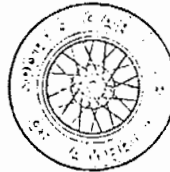




## 1970 TRANS-AM BOX SCORES

# SCCA NEWS

FROM SPORTS CAR CLUB OF AMERICA, INC.



1.1A.2.2NP.2SP.7A.7C.13.15  
 FROM: NATIONAL OFFICE  
 P. O. BOX 791  
 WESTPORT, CONN.  
 06080  
 203-227-1266  
 TELEX 96-4286 SCCA WEPT

RESULTS of Laguna Seca Trans-Am race for the SCCA Trans-American Championship held at Laguna Seca, Monterey, Calif., April 19, 1970. Event sanctioned by the Sports Car Club of America, Inc., promoted by the Sports Car Racing Assn. of the Monterey Peninsula (SCRAMP), organized by the San Francisco Region (SCCA).

Race on 1.9-mile circuit for SCCA Sedan/over-2-liter cars for overall position  
 Race length: 171 miles (90 laps: 171 miles). Winner's avg. spd: 91.375 mph  
 Winner's margin of victory: 40.30 sec. Fastest lap: 113.01 mph.

| Psn.                  | Driver          | Car              | Laps/Secs.<br>behind  | Pts.          | Prize<br>\$\$\$ |
|-----------------------|-----------------|------------------|-----------------------|---------------|-----------------|
| 1                     | Parnelli Jones  | Mustang          |                       | 9             | \$3,500         |
| 2                     | Mark Donohue    | Sunoco Javelin   | 40.30                 | 6             | 2,500           |
| 3                     | George Follmer  | Mustang          | 1L .33                |               | 2,000           |
| 4                     | Swede Savage    | AAR Barracuda    | 1L 6.15               | 3             | 1,800           |
| 5                     | Milt Minter     | Camaro           | 2L24.96               | 2             | 1,600           |
| 6                     | Sam Posey       | Challenger       | 3L50.32               | 1             | 1,400           |
| 7                     | Jerry Titus     | Firebird         | 4L32.60               |               | 1,200           |
| 8                     | Craig Murray    | Camaro           | 6L30.46               |               | 1,000           |
| 9                     | Joe Chamberlain | Camaro           | 9L 5.42               |               | 800             |
| 10                    | John Silva      | Camaro           | 10L67.71              |               | 700             |
| 11                    | Jerry Oliver    | Camaro           | 12L52.88              |               | 600             |
| 12                    | Wes Dawn        | Mustang          | 16L47.27              |               | 500             |
| <u>Did not finish</u> |                 |                  | <u>Laps Completed</u> |               |                 |
| 13                    | Craig Fisher    | Firebird         | 60                    | oil pressure  | 400             |
| 14                    | Ed Leslie       | Chapparel Camaro | 59                    | broken axle   | 350             |
| 15                    | Bob West        | Camaro           | 43                    | overheating   | 300             |
| 16                    | Hugh Harn       | Camaro           | 33                    | blown gasket  | 250             |
| 17                    | Dan Gurney      | Barracuda        | 21                    | transmission  | 200             |
| 18                    | Peter Revson    | Sunoco Javelin   | 20                    | suspension    | 150             |
| 19                    | Frank Search    | Camaro           | 13                    | blown engine  | 150             |
| 20                    | Bob Kennett     | Mustang          | 5                     | wheel bearing | 100             |
| 21                    | Jim Hall        | Chapparel Camaro | 3                     | transmission  | 50              |

Next Trans-Am: April 26, 1970 Dallas ~~Indy~~ Motor Speedway, Lewisville, Tex.

#1-1970 TRANS-AM-UNDER 2 LITERS

APRIL 18, 1970 Trans-American Championship for Under-2-Liter Sedans  
Laguna Seca, Monterey, California -- 45 laps x 1.9 miles for 85.5 miles

| Pos. | Driver         | Car             | Behind   | Pts. | Purse  |
|------|----------------|-----------------|----------|------|--------|
| 1    | Lee Midgley    | Alfa GTA 1.3    | ----     | 9    | \$1200 |
| 2    | *Don Pike      | BMW 2002TI      | same lap | 6    | 800    |
| 3    | Heinz Eckhardt | BMW 2002        | 1        |      | 550    |
| 4    | Horst Kwech    | Alfa GTA 1.3    | 1        |      | 400    |
| 5    | Ronald Moore   | Mini Cooper S   | 5        |      | 350    |
| 6    | Terry Enk      | BMW 2002        | 5        |      | 300    |
| 7    | Bob Armstrong  | Renault Gordini | 5        |      | 250    |
| 8    | Carl Fredricks | BMW 2002        | 10       |      | 200    |
| 9    | Jon Norman     | Alfa GTA        | 17       |      | 150    |
| 10   | Del Taylor     | Alfa GTV 1.7    | 19       |      | 100    |

\$4500

Did Not Finish

|    |                |          |         |  |     |
|----|----------------|----------|---------|--|-----|
| 11 | Vic Provenzano | Alfa GTA | 31 laps |  | 100 |
| 12 | Walt Maas      | BMW 2002 | 8 laps  |  | 100 |

Disqualified

\* Nels Miller, BMW 2002TI, finished second, 3.8 seconds behind winner.  
Disqualified for oversized valves  
Harry Theodoracopulus, Alfa GTA, disqualified for push start.

WINNER'S TIME- 1:01:36.17 ---- 83.276 MPH

Fastest lap: Vic Provenzano, Alfa GTA, 1:18.99 -- 86.59 MPH

Fastest qualifier: Horst Kwech, Alfa GTA, 1:18.63 -- 86.984 MPH

ALFA GTA - 1600 cc - 97ci  
BMW - 1990 cc - 121ci  
MINI COOPER S - 1275cc - 78ci  
RENAULT GORDINI - 1255cc - 76cc

1.2.2NL.2SW.4.7C.27.15

RESULTS of the Schaefer Trans-American Championship race for the SCCA Trans-American Championship held at Lime Rock Park, Lime Rock, Conn., May 9, 1970. Event sanctioned by the Sports Car Club of America, promoted by Lime Rock Park, organized by the Northern New Jersey Region (SCCA).

Race on 1.53-mile circuit for SCCA Sedan/over-2-liter cars for overall position. Race length: 2 hrs. 30 mins. 54.9 secs. (146 laps, 223.38 miles). Winner's avg. spd: 88.91 mph. Winner's margin of victory: one lap, 2 secs. Fastest lap: Parnelli Jones, lap 92, 0:59.8 (92.11 mph).

| Psn. | Driver          | Car        | Laps | Pts. | Prize \$ |
|------|-----------------|------------|------|------|----------|
| 1    | Parnelli Jones  | Boss 302   | 146  | 9    | \$3,500  |
| 2    | Ed Leslie       | Camaro     | 145  | 6    | 2,500    |
| 3    | Sam Posey       | Challenger | 143  | 4    | 2,000    |
| 4    | Jim Hall        | Camaro     | 135  |      | 1,800    |
| 5    | Paul Nichter    | Camaro     | 135  |      | 1,600    |
| 6    | Vince Gimondo   | Camaro     | 133  |      | 1,400    |
| 7    | Warren Agor     | Camaro     | 125  |      | 1,200    |
| 8    | Craig Fisher    | Firebird   | 112  |      | 1,000    |
| 9    | Dick Young      | Camaro     | 98   |      | 800      |
| 10   | Gerald Robinson | Barracuda  | 90   |      | 700      |

Did not finish

|    |                      |           |    |                |     |
|----|----------------------|-----------|----|----------------|-----|
| 11 | Jerry Titus          | Firebird  | 91 | fuel leak      | 600 |
| 12 | Gordon Dewar         | Camaro    | 91 | electrical     | 500 |
| 13 | Mark Donohue         | Javelin   | 72 | engine         | 400 |
| 14 | Dan Gurney           | Barracuda | 64 | clutch         | 350 |
| 15 | Stephan Ross         | Mustang   | 62 | running at end | 300 |
| 16 | George Follmer       | Boss 302  | 57 | engine         | 250 |
| 17 | Peter Schwartzott    | Camaro    | 56 | electrical     | 200 |
| 18 | Peter Revson         | Javelin   | 46 | engine         | 150 |
| 19 | Swede Savage         | Barracuda | 34 | engine         | 150 |
| 20 | Ted Roberts          | Javelin   | 26 | piston         | 100 |
| 21 | Tony DeLorenzo       | Camaro    | 22 | head gasket    | 50  |
| 22 | Dean Gregson         | Boss 302  | 20 |                | 50  |
| 23 | Jan Nelson/Ray Cuomo | Mustang   | 16 | overheating    | 50  |

Trans-American Championship points standings after 2 events:

|               |           |           |  |
|---------------|-----------|-----------|--|
| Over-2-liter: | Ford      | 18 points | NOTE: Jones' total winnings including contingent award |
|               | Chevrolet | 8         | \$4,700; Leslie, \$3,650;                              |
|               | AMC       | 6         | Posey, \$2,300; Hall,                                  |
|               | Dodge     | 5         | \$2,000.   |
|               | Plymouth  | 3         |  |

Next Trans-American race: Herald Traveler Trans-Am, Bryar Motorsport Park, Loudon, N.H. - May 31

#2-1976 TRANS AM UNDER 2 LITERS

RESULTS of the Schaefer Trans-American race for SCCA Trans-American Championship at Lime Rock Park, Lime Rock, Conn., May 9, 1970.

Race on 1.53-mile circuit for SCCA Sedan under-2-liter cars for overall position. Race length: one hour 5.4 secs. (55 laps; 84.15 miles). Winner's avg. spd: 84.15 mph. Winner's margin of victory: 10.5 secs. Fastest lap: Gaston Andrey, lap 14, 1:04.0 (86.06 mph).  
FQ - DON PIKE - 1:03.8 = 86.33 MPH

| Psn. | Driver                | Car                     | Laps                  | Pts. | Prize \$ |
|------|-----------------------|-------------------------|-----------------------|------|----------|
| 1    | Gaston Andrey         | Alfa Romeo GTA          | 55                    | 9    | \$1,200  |
| 2    | Horst Kwech           | Alfa Romeo GTA          | 55 <i>-12 seconds</i> |      | 800      |
| 3    | Peter Schuster        | BMW 2002                | 55                    | 4    | 550      |
| 4    | Harry Theodoracopulos | Alfa Romeo GTA          | 54                    |      | 400      |
| 5    | Wilbur Pickett        | Alfa Romeo GTA          | 54                    |      | 350      |
| 6    | Craig Fisher          | Fiat Abarth <i>92cc</i> | 52                    | 1    | 300      |
| 7    | Arthur Mollin         | Volvo 122               | 50                    |      | 250      |
| 8    | Rod Eremner           | Mini Cooper S           | 49                    |      | 200      |
| 9    | Richard Huber         | Volvo 122               | 49                    |      | 150      |
| 10   | Ron Pelimeni          | Volvo 122               | 48                    |      | 100      |
| 11   | Raymond Walle         | NSU 1000                | 39                    |      | 100      |

Did not finish

|    |                   |             |    |                 |     |
|----|-------------------|-------------|----|-----------------|-----|
| 12 | Gerry Gregory     | BMW 2002    | 43 | oil pressure    | 100 |
| 13 | Don Pike          | BMW 2002    | 25 | body damage     | 100 |
| 14 | Joseph Richardson | Mini-Cooper | 23 | running at end  | 75  |
| 15 | Herb Swan         | BMW 2002    | 11 | radiator damage | 75  |
| 16 | Carmelo Giuffre   | Alfa GTA    | 6  |                 | 50  |

Disqualified:

Robert Lazebnik BMW 2002 - oversized valves

Trans-American Championship points standings after 2 races:

|                 |             |    |
|-----------------|-------------|----|
| Under-2-liters: | Alfa Romeo  | 18 |
|                 | BMW         | 10 |
|                 | BLMC        | 2  |
|                 | Fiat Abarth | 1  |

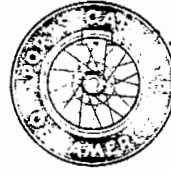
NOTE: Andrey's total winnings including contingent awards, \$1,700; Kwech's, \$900

Volvo 122 - 1778 cc - 108 ci

Volvo 122S - 1986 cc - 121 ci

# SCCA NEWS

FROM SPORTS CAR CLUB OF AMERICA, INC.



2NE.2CE.4.7C.27.15  
 FROM: NATIONAL OFFICE  
 P. O. BOX 791  
 WESTPORT, CONN.  
 06880  
 203-227-1266  
 TELEX 96-4286 SCCA WEPT

RESULTS of Herald-Traveler Trans-Am race for the SCCA Trans-American Championship held at Bryar Motorsport Park, Loudon, N.H., May 31, 1970. Event sanctioned by the Sports Car Club of America, Inc., promoted by Bryar Motorsport Park, organized by the New England Region (SCCA), and listed by the FIA as a national/open.

Race on 1.6-mile course for SCCA Sedan/over-2-liter cars for overall position. Race length: 2 hours, 14 seconds (148.8 miles; 93 laps). Winner's avg. spd: 71.93 mph. Winner's margin of victory: 3 laps, 6.6 secs. Fastest lap: Swede Savage, 1:13.8 (78.04 mph.)

| Psn.                  | Driver            | Car        | Laps | Pts.      | Prize \$ |
|-----------------------|-------------------|------------|------|-----------|----------|
| 1                     | George Follmer    | Mustang    | 93   | 9         | \$3,500  |
| 2                     | Peter Revson      | Javelin    | 90   | 6         | 2,500    |
| 3                     | Mark Donohue      | Javelin    | 90   |           | 2,000    |
| 4                     | Gordon Dewar      | Camaro     | 89   | 3         | 1,800    |
| 5                     | Jim Hall          | Camaro     | 89   |           | 1,600    |
| 6                     | Bob Grossman      | Camaro     | 87   |           | 1,400    |
| 7                     | Jerry Thompson    | Camaro     | 83   |           | 1,200    |
| 8                     | David Lowler      | Camaro     | 81   |           | 1,000    |
| 9                     | Tony DeLorenzo    | Camaro     | 78   |           | 800      |
| 10                    | Peter Schwartzott | Camaro     | 73   |           | 700      |
| 11                    | Ed Leslie         | Camaro     | 72   |           | 600      |
| 12                    | Warren Agor       | Camaro     | 55   |           | 500      |
| <u>Did not finish</u> |                   |            |      |           |          |
| 13                    | Parnelli Jones    | Mustang    | 62   | lost hood | 400      |
| 14                    | J. Robinson       | Barracuda  | 53   | oil seal  | 350      |
| 15                    | J. Guy Roy        | Camaro     | 40   | accident  | 300      |
| 16                    | Allan Hewitt      | Camaro     | 38   |           | 250      |
| 17                    | Paul Nichter      | Camaro     | 36   |           | 200      |
| 18                    | Swede Savage      | Barracuda  | 33   | engine    | 150      |
| 19                    | Maurice Carter    | Camaro     | 29   |           | 150      |
| 20                    | Dick Young        | Camaro     | 23   |           | 100      |
| 21                    | Ray Cuomo         | Mustang    | 12   | engine    | 50       |
| 22                    | Jerry Titus       | Firebird   | 5    | ignition  | 50       |
| 23                    | Sam Posey         | Challenger | 4    | clutch    | 50       |
| 24                    | Craig Fisher      | Firebird   | 2    |           | 50       |
| 25                    | Ted Roberts       | Javelin    | 0    | engine    | 50       |

Trans-American Championship points standings after 3 events:

| Over-2-liter: | Ford      | 27 |
|---------------|-----------|----|
|               | AMC       | 12 |
|               | Chevrolet | 11 |
|               | Dodge     | 5  |
|               | Plymouth  | 3  |

Next Trans- American race: Mid-Ohio Trans-Am, Mid-Ohio Sports Car Course, Lexington, Ohio - June 7

#3

RESULTS of the Herald Traveler Trans-American race for SCCA Trans-American Championship at Bryar Motorsport Park, Loudon, N.H., May 31, 1970.

Race on 1.6-mile circuit for SCCA Sedan/under-2-liter cars for overall position. Race length: one hour 40.6 secs. (45 laps; 72 miles). Winner's avg. spd: 71.23 mph. Winner's margin of victory: 8.6 secs. Fastest lap: Horst Kwech, 72.72 mph, (1'19.4")

| Psn. | Driver                | Car           | Laps | Pts. | Prize \$ |
|------|-----------------------|---------------|------|------|----------|
| 1    | Peter Schuster        | BMW 2002 TI   | 45   | 9    | \$1,200  |
| 2    | Horst Kwech           | Alfa Romeo    | 45   | 6    | 800      |
| 3    | Hans Ziereis          | BMW           | 45   |      | 550      |
| 4    | Robert Lazebnik       | BMW           | 44   |      | 400      |
| 5    | Don Pike              | BMW           | 44   |      | 350      |
| 6    | Harry Theodoracopulos | Alfa Romeo    | 44   |      | 300      |
| 7    | Russ Norburn          | BMW           | 43   |      | 250      |
| 8    | Al Cosentino          | Fiat/Abarth   | 41   |      | 200      |
| 9    | Rod Bremmer           | Morris Cooper | 40   |      | 150      |
| 10   | Ronald Polimeni       | Volvo         | 40   |      | 100      |
| 11   | Bob Armstrong         | Renault       | 39   |      | 100      |
| 12   | Dr. Arthur Mollin     | Volvo         | 30   |      | 100      |

Did not finish


|    |               |            |                |     |
|----|---------------|------------|----------------|-----|
| 13 | Gerry Gregory | BMW        | 22 broken axle | 100 |
| 14 | Gaston Andrey | Alfa Romeo | 5 engine       | 75  |

Trans-American Championship points standings after 3 races:

|                |            |    |
|----------------|------------|----|
| Under-2-liter: | Alfa Romeo | 24 |
|                | BMW        | 19 |
|                | BLMC       | 2  |
|                | Abarth     | 1  |

# SCCA NEWS

FROM SPORTS CAR CLUB OF AMERICA, INC.



1.1..2.2CE.2NE.4.7C.15.27

FROM: NATIONAL OFFICE  
P. O. BOX 791  
WESTPORT, CONN.  
06880  
203-227-1266  
TELEX 96-4286 SCCA WEPT

RESULTS of Mid-Ohio Trans-Am race for the SCCA Trans-American Championship held at Mid-Ohio Sports Car Course, Lexington, Ohio, June 7, 1970. Event sanctioned by the Sports Car Club of America, promoted by Mid-Ohio Sports, Inc., organized by Ft. Wayne Region (SCCA), and listed by the FIA as a national/open.

Race on 2.4-mile course for SCCA Sedan/over-2-liter cars for overall position. Race length: 75 laps (180 miles; 2 hr. 9" 56.1"). Winner's avg. spd.: 83.118 mph. Winner's margin of victory: 0.3 seconds. Fastest lap, George Follmer, 1:41.4 (85.207 mph) - new record for class.

| Psn. | Driver            | Car        | Laps/Secs.<br>behind | Pts. | Prize \$ |
|------|-------------------|------------|----------------------|------|----------|
| 1    | Parnelli Jones    | Mustang    |                      | 9    | \$3,500  |
| 2    | George Follmer    | Mustang    | 0.3                  |      | 2,500    |
| 3    | Mark Donohue      | Javelin    | 78                   | 4    | 2,000    |
| 4    | Maurice Carter    | Camaro     | 3L73.5               | 3    | 1,800    |
| 5    | Sam Posey         | Challenger | 3L73.9               | 2    | 1,600    |
| 6    | Warren Agor       | Camaro     | 3L74.1               |      | 1,400    |
| 7    | Larry Bock        | Camaro     | 4L32                 |      | 1,200    |
| 8    | Paul Nichter      | Camaro     | 5L100                |      | 1,000    |
| 9    | Vince Gimondo     | Camaro     | 6L50                 |      | 800      |
| 10   | Tony DeLorenzo    | Camaro     | 6L67                 |      | 700      |
| 11   | Warren Fairbanks  | Camaro     | 7L104                |      | 600      |
| 12   | Dave Lawler       | Camaro     | 7L105                |      | 500      |
| 13   | Jim Corwin        | Camaro     | 11L03                |      | 400      |
| 14   | Steve Ross        | Mustang    | 11L151               |      | 350      |
| 15   | Allan Hewitt, Jr. | Camaro     | 13L06                |      | 300      |
| 16   | Levester Lewis    | Camaro     | 27L110               |      | 250      |
| 17   | Warren Tope       | Mustang    | 37L41                |      | 200      |

Did not finish

Laps Completed

|    |              |           |               |     |
|----|--------------|-----------|---------------|-----|
| 18 | Jim Hall     | Camaro    | 73 out of gas | 150 |
| 19 | Ed Leslie    | Camaro    | 65 engine     | 150 |
| 20 | Gordon Dewar | Camaro    | 65 clutch     | 100 |
| 21 | Swede Savage | Barracuda | 63 oil leak   | 50  |
| 22 | Jerome Lagod | Camaro    | 45 gearbox    | 50  |
| 23 | Dan Furey    | Mustang   | 32            | 50  |
| 24 | Jerry Titus  | Firebird  | 25            | 50  |
| 25 | John Elliott | Camaro    | 24 accident   | 50  |
| 26 | Jan Nelson   | Mustang   | 24            | 50  |
| 27 | Ted Roberts  | Javelin   | 5 engine      | 50  |

Did not start

|    |                 |         |                      |
|----|-----------------|---------|----------------------|
| 8  | Peter Revson    | Javelin | electrical; pace lap |
| 29 | Jerry Thompson  | Camaro  | practice accident    |
| 30 | Gene Harrington | Camaro  | engine in practice   |

Trans-American Championship points standings after 4 events:

|               |           |    |
|---------------|-----------|----|
| Over-2-liter: | Ford      | 36 |
|               | AMC       | 16 |
|               | Chevrolet | 14 |
|               | Dodge     | 7  |
|               | Plymouth  | 3  |

Next Trans-American race: Marlboro Trans-Am, Bridgehampton Race Circuit, Bridgehampton, New York - June 21



#4

RESULTS of Mid-Ohio Trans-Am for SCCA Sedan/under-2-liter cars for overall position. Race held June 7, 1970 at Mid-Ohio Sports Car Course, Lexington, Ohio.

Race on 2.4 mile course. Length: 30 laps (72 miles; 55'00.6"). Winner's avg. spd.: 78.531 mph. Winner's margin of victory: 38.7 secs. Fastest lap, Lee Midgley, 1:47.3 (80.522 mph) - new record for class.

| Psn. | Driver                | Car         | Laps/secs. behind | Pts. | Prize \$ |
|------|-----------------------|-------------|-------------------|------|----------|
| 1    | Bert Everett          | Alfa Romeo  |                   | 9    | \$1,200  |
| 2    | Horst Kwech           | Alfa Romeo  | 38.7              |      | 800      |
| 3    | Lee Midgley           | Alfa Romeo  | 73                |      | 550      |
| 4    | Harry Theodoracopulos | Alfa Romeo  | 1L81              |      | 400      |
| 5    | Craig Fisher          | Fiat Abarth | 2L43              | 2    | 350      |
| 6    | Bob Lazebnik          | BMW         | 2L75              | 1    | 300      |
| 7    | Bob Armstrong         | Renault     | 4L83              |      | 250      |
| 8    | James Chambers        | Volvo       | 7L67              |      | 200      |

84675

Did not finish

|    |                |       |                |  |     |
|----|----------------|-------|----------------|--|-----|
| 9  | Herb Swan      | BMW   | 24             |  | 150 |
| 10 | Don Pike       | BMW   | 17engine fire  |  | 100 |
| 11 | Hans Ziereis   | BMW   | 14oil pressure |  | 100 |
| 12 | Russ Norburn   | BMW   | 11             |  | 100 |
| 13 | Dr. Art Mollin | Volvo | 7oil leak      |  | 100 |
| 14 | Peter Schuster | BMW   | 3fuel feed     |  | 75  |

Did not start

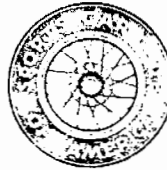
Gerry Gregory BMW

Trans-American Championship points standings after 4 races:

|                |             |    |
|----------------|-------------|----|
| Under-2-liter: | Alfa Romeo  | 33 |
|                | BMW         | 20 |
|                | Fiat Abarth | 3  |
|                | BLMC        | 1  |

# SCCA NEWS

FROM SPORTS CAR CLUB OF AMERICA, INC.



FROM NATIONAL OFFICE  
P. O. BOX 791  
WESTPORT CONN  
06880  
203-227-1266  
TELEX 96-4286 SCCA WEPT

RESULTS of the Marlboro 200 for the SCCA Trans-American Championship event held at Bridgehampton Race Circuit, Bridgehampton, N.Y., June 21, 1970. Event sanctioned by the Sports Car Club of America, Inc., promoted by Bridgehampton Enterprises, Inc., organized by the New York Region, (SCCA), and listed by the FIA as a national/open.

Race on 2.85-mile circuit for SCCA Sedan/over-2-liter cars for overall position. Race length: 70 laps (199.5 miles; 2 hr.12'43.3"). Winner's avg. spd.: 90.55 mph. Winner's margin of victory: 2 laps 22.1 secs. Fastest lap: Swede Savage (1:42.4")

| Psn.                  | Driver            | Car        | Laps/Secs.<br>behind  | Pts. | Prize<br>\$\$ |
|-----------------------|-------------------|------------|-----------------------|------|---------------|
| 1                     | Mark Donohue      | Javelin    |                       | 9    | \$3,500       |
| 2                     | George Follmer    | Mustang    | 2L22.1                | 6    | 2,500         |
| 3                     | Parnelli Jones    | Mustang    | 2L49.1                |      | 2,000         |
| 4                     | Jim Hall          | Camaro     | 4L 6.3                | 3    | 1,800         |
| 5                     | Maurice Carter    | Camaro     | 5L 8.7                |      | 1,600         |
| 6                     | Peter Schwartzott | Camaro     | 65laps compl.         |      | 1,400         |
| 7                     | Ted Roberts       | Javelin    | 65                    |      | 1,200         |
| 8                     | Bob Grossman      | Camaro     | 64                    |      | 1,000         |
| 9                     | Vince Gimondo     | Camaro     | 64                    |      | 800           |
| 10                    | Allen Hewitt      | Camaro     | 64                    |      | 700           |
| 11                    | Ed Lowther        | Mustang    | 59                    |      | 600           |
| 12                    | Dean Gregson      | Mustang    | 58                    |      | 500           |
| 13                    | Warren Matzen     | Mustang    | 58                    |      | 400           |
| 14                    | Jean Guy Roy      | Camaro     | 58                    |      | 350           |
| 15                    | Steve Ross        | Mustang    | 57                    |      | 300           |
| 16                    | John Kinney       | Camaro     | 51                    |      | 250           |
| 17                    | Peter Dodd        | Camaro     | 46                    |      | 200           |
| 18                    | Ray Cuomo         | Mustang    | 41                    |      | 150           |
| <u>Did not finish</u> |                   |            |                       |      |               |
| 19                    | Tony DeLorenzo    | Camaro     | 59 parked off course  |      | 150           |
| 20                    | Sam Posey         | Challenger | 54 throttle           |      | 100           |
| 21                    | Gerald Robinson   | Barracuda  | 54 electrical failure |      | 50            |
| 22                    | Swede Savage      | Barracuda  | 54 differential       |      | 50            |
| 23                    | Paul Nichter      | Camaro     | 29 accident           |      | 50            |
| 24                    | John Gimbel       | Mustang    | 17 overheating        |      | 50            |
| 25                    | Dick Young        | Camaro     | 16 spun               |      | 50            |
| 26                    | Warren Agor       | Camaro     | 8 transmission        |      | 50            |
| 27                    | Jerry Titus       | Firebird   | 6 blown head gasket   |      | 50            |
| 28                    | Ed Leslie         | Camaro     | 2 gear box failure    |      | 50            |

Trans-American Championship points standings after 5 events:

|              |           |    |
|--------------|-----------|----|
| Over-2-liter | Ford      | 42 |
|              | AMC       | 25 |
|              | Chevrolet | 17 |
|              | Dodge     | 7  |
|              | Plymouth  | 3  |

Next Trans-American race: Donnybrooke Trans-Am, Donnybrooke, Brainerd, Minnesota - July 5

#5

1.1A.2.2NE.2CE.4.7C.27.15

RESULTS of Marlboro 100 for the SCCA Trans-Am sedan/under-2-liter cars for overall position. Race held June 20, 1970 at Bridgehampton Race Circuit, Bridgehampton, New York.

Race on 2.85-mile course. Race length: 35 laps (99.25 miles; 1 hr 7'18.4"). Winner's avg. spd.: 89.264 mph. Winner's margin of victory: 3.2 secs. Fastest lap: Hans Ziereis & Bert Everett: 1'42.4" > 100.19 mph

FQ-

#4750

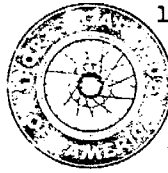
| Psn.                  | Driver                 | Car         | Laps/secs. behind   | Pts. | Prize \$\$ |
|-----------------------|------------------------|-------------|---------------------|------|------------|
| 1                     | Hans Ziereis           | BMW 2002    |                     | 9    | \$1,200    |
| 2                     | Horst Kwech            | Alfa GTA    | 3.2                 | 6    | 800        |
| 3                     | Peter Schuster         | BMW 2002    | 35 laps compl.      |      | 550        |
| 4                     | Lee Midgley            | Alfa GTA    | 35                  |      | 400        |
| 5                     | Harry Theodoracopoulos | Alfa GTA    | 35                  |      | 350        |
| 6                     | Ed Wachs               | Alfa GTA    | 35                  |      | 300        |
| 7                     | Robert Lazebnik        | BMW         | 34                  |      | 250        |
| 8                     | Arthur Mollin          | Volvo       | 32                  |      | 200        |
| 9                     | Ron Polimeni           | Volvo       | 30                  |      | 150        |
| 10                    | Ray Walle              | NSU         | 28                  |      | 100        |
| <u>Did not finish</u> |                        |             |                     |      |            |
| 11                    | Bert Everett           | Alfa GTA    | 29 spun out         |      | 100        |
| 12                    | Russ Norburn           | BMW         | 23 spun out         |      | 100        |
| 13                    | Don Pike               | BMW         | 23 oil pressure     |      | 100        |
| 14                    | Craig Fisher           | Fiat Abarth | 5 broken water hose |      | 75         |
| 15                    | Bob Armstrong          | Renault     | 3 connecting rod    |      | 75         |

Trans-American Championship points standings after 5 races:

|                |             |    |
|----------------|-------------|----|
| Under-2-liter: | Alfa Romeo  | 39 |
|                | BMW         | 29 |
|                | Fiat Abarth | 3  |
|                | BLMC        | 1  |

# SCCA NEWS

FROM SPORTS CAR CLUB OF AMERICA, INC.



1.1A.2.2CE.2SW.7A.7C.13.15.27

FROM NATIONAL OFFICE  
P. O. BOX 791  
WESTPORT CONN  
06880  
203-227-1266  
TELEX 96 4286 SCCA WEPT

RESULTS of Donnybrooke Trans-Am race for the SCCA Trans-American Championship held at Donnybrooke, Brainerd, Minn., July 5, 1970. Event sanctioned by the Sports Car Club of America, Inc., promoted by Donnybrooke, Inc., organized by the Land O'Lakes Region (SCCA), and listed by the FIA as a national/open.

Race on 3.0-mile circuit for SCCA Sedan/over-2-liter cars for overall position. Race length: 70 laps (210 miles; 2 hr. 10' 20.2"). Winner's avg. spd.: 96.673 mph. Winner's margin of victory: 11 seconds. Fastest lap, George Follmer, car #16, 1:46.0 (101.887 mph - Trans-Am record).

| Psn. | Driver           | Car       | Laps/Secs.<br>Behind | Pts. | Prize<br>\$\$\$ |
|------|------------------|-----------|----------------------|------|-----------------|
| 1.   | Milt Minter      | Camaro    |                      | 9    | \$3,500         |
| 2.   | George Follmer   | Mustang   | 11                   | 6    | 2,500           |
| 3.   | Roy Woods, Jr.   | Camaro    | 2L77                 |      | 2,000           |
| 4.   | Joe Leonard      | Camaro    | 2L89                 |      | 1,800           |
| 5.   | Swede Savage     | Barracuda | 3L52                 | 2    | 1,600           |
| 6.   | Maurice Carter   | Camaro    | 3L69                 |      | 1,400           |
| 7.   | J.A. Lagod       | Camaro    | 5L17                 |      | 1,200           |
| 8.   | Warren Fairbanks | Camaro    | 5L119                |      | 1,000           |
| 9.   | Ken Deckman      | Camaro    | 6L35                 |      | 800             |
| 10.  | Jim Corwin       | Camaro    | 10L132               |      | 700             |
| 11.  | Robert Macintyre | Camaro    | 18L28                |      | 600             |

Did not finish

Laps Completed

|     |                |            |                     |  |     |
|-----|----------------|------------|---------------------|--|-----|
| 12. | Warren Tope    | Mustang    | 39                  |  | 500 |
| 13. | Parnelli Jones | Mustang    | 36 suspension/tires |  | 400 |
| 14. | Ed Leslie      | Camaro     | 32 engine           |  | 350 |
| 15. | Tony DeLorenzo | Camaro     | 27 accident         |  | 300 |
| 16. | Lee Gardner    | Camaro     | 27                  |  | 250 |
| 17. | Jerry Titus    | Firebird   | 23 engine           |  | 200 |
| 18. | Allan Hewitt   | Camaro     | 18                  |  | 150 |
| 19. | Mark Donohue   | Javelin    | 14 engine           |  | 150 |
| 20. | Sam Posey      | Challenger | 13                  |  | 100 |

Trans-American Championship points standings after 6 events:

|              |           |    |
|--------------|-----------|----|
| Over-2-liter | Ford      | 48 |
|              | Chevrolet | 26 |
|              | AMC       | 25 |
|              | Dodge     | 7  |
|              | Plymouth  | 5  |

Next Trans-American race: Road America Trans-Am, Elkhart Lake, Wisconsin, July 19

#6

RESULTS of under-2-liter Trans-Am race at Donnybrooke, Briarcliff, Minn., July 5, 1970.

Race on 3.0-mile course for SCCA Sedan/under-2-liter cars for overall position. Race length: 33 laps; 99 miles; 1 hr. 05' 6.5"). Winner's avg. spd.: 91.235 mph. Winner's margin of victory: 64 seconds. Fastest lap: Horst Kwech, 1:56.3 (92.863 mph - new U2 record).

FQ-KWECH-1:55.7

| Psn. | Driver                 | Car                | Laps/Secs. Behind | Pts. | Prize \$\$\$ |
|------|------------------------|--------------------|-------------------|------|--------------|
| 1.   | Horst Kwech            | 70 Alfa GTA        |                   | 9    | \$1,200      |
| 2.   | Harry Theodoracropulos | 70 Alfa GTA        | 64                |      | 800          |
| 3.   | Russ Norburn           | 70 BMW 2002        | 120               | 4    | 550          |
| 4.   | Don Pike               | 68 BMW 2002        | 1L34              |      | 400,500      |
| 5.   | Robert Lazebnik        | 70 BMW 2002        | 2L106             |      | 350          |
| 6.   | Peter Griffin          | Mini-Cooper S      | 3L127             | 1    | 300          |
| 7.   | Bob Armstrong          | 69 Renault Gordini | 5L86              |      | 250          |

\$4675

Did not finish


|     |                |                  | <u>Laps Completed</u> |     |
|-----|----------------|------------------|-----------------------|-----|
| 8.  | Peter Schuster | 70 BMW 2002      | 24                    | 200 |
| 9.  | Lee Midgley    | 67 Alfa GTA      | 10                    | 150 |
| 10. | Ed Wachs       | 69 Alfa GTA      | 10                    | 100 |
| 11. | Bert Everett   | 67 Alfa GTA      | 9 head gasket         | 100 |
| 12. | John Norman    | 66 Alfa GTA      | 7 engine              | 100 |
| 13. | Tom Lynch      | 69 Escort (Ford) | 5 accident            | 100 |
| 14. | Jerry Enk      | 69 BMW           | 1 engine              | 75  |

Trans-American Championship points standings after 6 races:

|               |             |    |
|---------------|-------------|----|
| Under-2-liter | Alfa Romeo  | 48 |
|               | BMW         | 32 |
|               | Fiat Abarth | 3  |
|               | BLMC        | 2  |

# SCCA NEWS

FROM SPORTS CAR CLUB OF AMERICA, INC.



1.1A 2.2CE.2NE.7A.7C

13.15.27

FROM NATIONAL OFFICE  
P. O. BOX 791  
WESTPORT CONN.  
06880  
203-227 1265  
TELEX 96 4286 SCA WEFT

RESULTS of Road America Trans-Am for the SCCA Trans-American Championship held at Road America, Elkhart Lake, Wisconsin, July 19, 1970. Event sanctioned by the Sports Car Club of America, Inc., promoted by Road America, Inc., organized by the Chicago Region (SCCA), and listed by the FIA as a national/open.

Race on 4.0-mile circuit for the SCCA Sedan/over-2-liter cars for over-all position. Race length: 50 laps (200 miles; 2 hr. 10' 39.8"). Winner's avg. spd.: 91.839 mph. Winner's margin of victory: 58 seconds. Fastest lap, (tie) Mark Donohue and Parnelli Jones, 2:33.0 (94.118 mph - record).

| Psn. | Driver           | Car              | Laps/Secs.<br>Behind | Pts. | Prize<br>\$\$\$ |
|------|------------------|------------------|----------------------|------|-----------------|
| 1    | Mark Donohue     | Javelin          |                      | 9    | \$3,500         |
| 2    | Swede Savage     | Barracuda        | .58                  | 6    | 2,500           |
| 3    | Sam Posey        | Challenger       | .90                  | 4    | 2,000           |
| 4    | Jim Hall         | Camaro           | 1:124                | 3    | 1,800           |
| 5    | Parnelli Jones   | Mustang          | 1:131                | 2    | 1,500           |
|      | Milt Minter      | Camaro           | 1:144                |      | 1,400           |
| 7    | Roy Woods        | Camaro           | 1L125                |      | 1,200           |
| 8    | Tony DeLorenzo   | Camaro           | 1L156                |      | 1,000           |
| 9    | Warren Agor      | Camaro           | 2L 98                |      | 800             |
| 10   | Gordon Dewar     | Camaro           | 2L 98                |      | 700             |
| 11   | Vince Gimondo    | Camaro           | 3L 06                |      | 600             |
| 12   | Warren Tope      | Mustang Boss 302 | 3L 16                |      | 500             |
| 13   | Maurice Carter   | Camaro           | 3L 41                |      | 400             |
| 14   | Warren Fairbanks | Camaro           | 3L131                |      | 350             |
| 15   | Allen Hewitt     | Camaro           | 5L101                |      | 300             |
| 16   | Larry Bock       | Camaro           | 5L162                |      | 250             |
| 17   | Ed Hinchliff     | Mustang Boss     | 6L 21                |      | 200             |
| 18   | Leith Gardner    | Camaro           | 6L 75                |      | 150             |
| 19   | Dan Furey        | Mustang Boss     | 7L 18                |      | 150             |
| 20   | Bob Biernerth    | Camaro           | 7L 26                |      | 100             |
| 21   | Gerald Thompson  | Camaro           | 7L 67                |      | 50              |
| 22   | Jim Corwin       | Camaro           | 12L 74               |      | 50              |
| 23   | Dan Spiegel      | Chev II Nova     | 13L 58               |      | 50              |
| 24   | John Elliott     | Camaro           | 13L 68               |      | 50              |
| 25   | Levester Lewis   | Camaro           | 19L 01               |      | 50              |

Did not finish

|    |                   |         |    |              |    |
|----|-------------------|---------|----|--------------|----|
| 26 | Bob Fryer         | Camaro  | 38 |              | 50 |
| 27 | Ted Roberts       | Javelin | 26 |              | 50 |
| 28 | Allan LaBrush     | Camaro  | 26 |              | 50 |
| 29 | Ed Leslie         | Camaro  | 25 | blown engine | 50 |
| 30 | Peter Schwartzott | Camaro  | 22 |              | 50 |
| 31 | Gene Harrington   | Camaro  | 18 |              |    |
| 32 | Robert Macintyre  | Camaro  | 17 |              |    |
| 33 | Peter Revson      | Javelin | 13 | drive shaft  |    |
| 34 | Duane Winkle      | Camaro  | 2  |              |    |
| 35 | George Follmer    | Mustang | 0  | suspension   |    |

Disqualified

Jerry Lagod                      Camaro                      refueling

Trans-American Championship points standings after 7 events:

|            |           |    |
|------------|-----------|----|
| er-2-liter | Ford      | 50 |
|            | AMC       | 34 |
|            | Chevrolet | 29 |
|            | Dodge     | 11 |
|            | Plymouth  | 11 |

Next Trans-Am: Aug. 2 - Le Circuit Mt. Tremblant, St. Jovite, Quebec

RESULTS of under-2-liter Road America Trans-Am. #7-1970

Race on 4.0 mile circuit for SCCA Sedan/under-2-liter cars for overall position. Race length: 25 laps (100 miles; 1 hr. 11' 3.4"). Winner's avg. spd.: 84.440 mph. Winner's margin of victory: 4.0 seconds. Fastest lap, Peter Schuster, 2:48.9" (85.258 mph - record) #4925

| Psn. | Driver             | Car       | Laps/Secs. Behind | Pts. | Prize \$\$\$ |
|------|--------------------|-----------|-------------------|------|--------------|
| 1    | Horst Kwech        | Alfa GTA  |                   | 9    | \$1,200      |
| 2    | Peter Schuster     | BMW       | .40               | 6    | 800          |
| 3    | Russ Norburn       | BMW       | .95               |      | 550          |
| 4    | Ed Wachs           | Alfa GTA  | .105              |      | 400          |
| 5    | Robert Lazebnik    | BMW       | .149              |      | 350          |
| 6    | H. Theodoracopolus | Alfa GTA  | 1L44              |      | 300          |
| 7    | Rod Brenner        | Cooper-S  | 2L166             |      | 250          |
| 8    | Don Pike           | BMW       | 4L166             |      | 200          |
| 9    | Jim Chambers       | Volvo 544 | 8L195             |      | 150          |

| Did not finish |                      | Laps completed |             |     |
|----------------|----------------------|----------------|-------------|-----|
| 10             | Gerry Gregory        | BMW            | 17 engine   | 100 |
| 11             | Charles Theiriot Jr. | Alfa GTA       | 14 accident | 100 |
| 12             | Tom Lynch            | Ford/Escort    | 12          | 100 |
| 13             | Peter Griffin        | Austin Cooper  | 3           | 100 |
| 14             | Lee Midgley          | Alfa GTA       | 2 engine    | 75  |

Trans-American Championship points standings after 7 events:

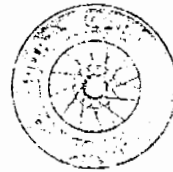
| under-2-liter: |             |    |
|----------------|-------------|----|
|                | Alfa Romeo  | 57 |
|                | BMW         | 38 |
|                | Fiat Abarth | 3  |
|                | BLMC        | 3  |

*need FQ-*

FOLLOW UP  
7-24

# SCCA NEWS

FROM SPORTS CAR CLUB OF AMERICA, INC.



FROM: NATIONAL OFFICE  
P. O. BOX 791  
WESTPORT, CONN.  
06880  
203-227-1266  
TELEX 96-4296 SCCA WEPT

1.1A.2.2NE.7C.27.13.15

RESULTS of Le Circuit Trans-Am for the SCCA Trans-American Championship held at LeCircuit Mont-Tremblant St. Jovite, Inc., St. Jovite, Quebec, Canada, August 2, 1970. Event sanctioned by the Canadian Automobile Sport Clubs, promoted by LeCircuit Mont-Tremblant St. Jovite, Inc., organized by the CASC Quebec Region, and listed by the FIA as an international.

Race on 2.6-mile course for the SCCA Sedan/over-2-liter cars for overall position. Race length: 35 laps (92.75 miles; 2 hr. 10' 43.9"). Winner's avg. spd: 80.23 mph. Winner's margin of victory: 61.5 secs. Fastest Lap: Parnelli Jones, 1:47.0 (89.25 mph).

| Psn.                  | Driver            | Car        | Laps Completed | Pts.       | Prize \$\$\$ |
|-----------------------|-------------------|------------|----------------|------------|--------------|
| 1                     | Mark Donohue      | Javelin    | 70             | 9          | \$3,500      |
| 2                     | George Follmer    | Mustang    | 70             | 6          | 2,500        |
| 3                     | Parnelli Jones    | Mustang    | 69             |            | 2,000        |
| 4                     | Sam Posey         | Challenger | 69             | 3          | 1,800        |
| 5                     | Peter Revson      | Javelin    | 68             |            | 1,500        |
| 6                     | Maurice Carter    | Camaro     | 68             | 1          | 1,400        |
| 7                     | Jerry Thompson    | Camaro     | 58             |            | 1,200        |
|                       | Warren Agor       | Camaro     | 67             |            | 1,000        |
| 9                     | Warren Tope       | Mustang    | 67             |            | 800          |
| 10                    | J.G. Roy          | Camaro     | 65             |            | 700          |
| 11                    | Bob Grossman      | Camaro     | 65             |            | 600          |
| 12                    | Ted Roberts       | Javelin    | 64             |            | 500          |
| 13                    | Dean Gregson      | Mustang    | 64             |            | 400          |
| 14                    | Francois Guertin  | Camaro     | 63             |            | 350          |
| 15                    | Dave Lowler       | Camaro     | 63             |            | 300          |
| 16                    | Robert Bienerth   | Camaro     | 61             |            | 250          |
| 17                    | Jacques Duval     | Camaro     | 59             |            | 200          |
| 18                    | Normand Perron    | Camaro     | 58             |            | 150          |
| 19                    | Bob Borg          | Camaro     | 57             |            | 150          |
| 20                    | Steve Ross        | Mustang    | 57             |            | 100          |
| 21                    | Peter G. Dodd     | Camaro     | 50             |            | 50           |
| 22                    | John Bruce Kinney | Camaro     | 48             |            | 50           |
| 23                    | Dick Young        | Camaro     | 42             |            | 50           |
| <u>Did not finish</u> |                   |            |                |            |              |
| 24                    | Tony DeLorenzo    | Camaro     | 64             | accident   | 50           |
| 25                    | Allen Hewitt      | Camaro     | 61             |            | 50           |
| 26                    | Vic Elford        | Camaro     | 53             | electrical | 50           |
| 27                    | Roy Woods, Jr.    | Camaro     | 53             |            | 50           |
| 28                    | Gerald Robinson   | Barracuda  | 45             |            | 50           |
| 29                    | Swede Savage      | Barracuda  | 27             |            | 50           |
| 30                    | Ed Leslie         | Camaro     | 24             | accident   | 50           |
| 31                    | Jan Nelson        | Mustang    | 12             |            |              |
| 32                    | Dick Brown        | Camaro     | 11             |            |              |
| 33                    | John Gimbel       | Mustang    | 6              |            |              |
| 34                    | Paul Nichter      | Camaro     | 4              | accident   |              |
| 35                    | Milt Minter       | Camaro     | 3              | engine     |              |
| 36                    | Derek Johnson     | Firebird   | 3              | engine     |              |
| 37                    | Michel Tremblay   | Cougar     | 1              | electrical |              |

SCCA Trans-Am points standings after 8 events:

|    |           |    |
|----|-----------|----|
| 1. | Ford      | 56 |
| 2. | AMC       | 43 |
| 3. | Chevrolet | 30 |
| 4. | Dodge     | 14 |
| 5. | Plymouth  | 11 |



RESULTS of under-2-liter LeCircuit Mont-Tremblant Trans-Am. (Aug. 2)

Race on 2.6-mile course for SCCA Sedan/under-2-liter cars for overall position.  
 Race length: 30 laps (79.5 miles; 1 hr. 14.0 secs). Winner's avg. spd.:  
 79.19 mph Winner's margin of victory: 2.6 seconds. Fastest lap, lap #24,  
 Bert Everett, 1:58.6 (80.39 mph.)

| Psn                    | Driver             | Car            | Laps Completed | Pts | Prize \$\$\$ |
|------------------------|--------------------|----------------|----------------|-----|--------------|
| 1                      | Lee Midgley        | Alfa Romeo GTA | 30             | 9   | \$1,200      |
| 2                      | Horst Kwech        | Alfa Romeo GTA | 30             |     | 800          |
| 3                      | Jon Norman         | Alfa Romeo GTA | 30             |     | 550          |
| 4                      | Ross Norburn       | BMW 2002TI     | 30             | 3   | 400          |
| 5                      | H. Theodoracopulos | Alfa Romeo GTA | 30             |     | 350          |
| 6                      | Ed Wachs           | Alfa Romeo GTA | 30             |     | 300          |
| 7                      | Thomas Lynch       | Ford Escort    | 29             |     | 250          |
| 8                      | Bert Everett       | Alfa Romeo GTA | 29             |     | 200          |
| 9                      | Robert Coiteux     | Cooper S       | 29             |     | 150          |
| 10                     | Bob Tanner         | Ford Escort    | 28             |     | 100          |
| 11                     | Jim Davidson       | Cooper S       | 26             |     | 100          |
| 12                     | L. Germain         | Cooper S       | 23             |     | 100          |
| <u>Did not finish:</u> |                    |                |                |     |              |
| 13                     | Robert Long        | Cooper S       | 18             |     | 100          |
| 14                     | Hans Ziereis       | BMW 2002 TI    | 17             |     | 75           |
| 15                     | Robert Lazebnik    | BMW 2002 TI    | 6 wheel        |     | 5            |
| 16                     | Peter Schuster     | BMW 2002 TI    | 2 engine       |     | 50           |

Trans-American Championship points standings after 8 events:

|               |             |    |
|---------------|-------------|----|
| under-2-liter | Alfa Romeo  | 66 |
|               | BMW         | 41 |
|               | Fiat Abarth | 3  |
|               | BLMC        | 3  |



FROM SPORTS CAR CLUB OF AMERICA, I.C.

1.1A.2.2NE.7A.7C.13.15.27.

TELEPHONE

RESULTS OF Watkins Glen Trans-Am race for the SCCA Trans-American Championship held at Watkins Glen, Watkins Glen, N.Y., Aug. 16, 1970. Event sanctioned by the Sports Car Club of America, Inc., promoted by Watkins Glen Grand Prix Corp., organized by the Glen Region, SCCA, and listed by the FIA as a national/open.

Race on 2.3-mile circuit for the SCCA Sedan/over-2-liter cars for overall position. Race length: 91 laps (209.3 miles; 2 hr 59.0")  
 Winner's avg. spd.: 103.80 mph. Winner's margin of victory: 9.8 sec.  
 Fastest lap, Parnelli Jones, Lap #5, 1:14.65 (110.91 mph-New Trans-Am record).

| Psr.  | Driver            | Car              | Laps/Secs.            |      | Prize<br>\$\$\$ |
|---|-------------------|------------------|-----------------------|------|-----------------|
|   |                   |                  | Behind                | Pts. |                 |
| 1   | Vic Elford        | Chaparral-Camaro |                       | 9    | \$3,500         |
| 2   | Mark Donohue      | Sunoco Javelin   | 09L.8                 | 6    | 2,500           |
| 3   | George Follmer    | Mustang          | 11L.7                 | 4    | 2,000           |
| 4   | Parnelli Jones    | Mustang          | 46L.3                 |      | 2,800 *         |
| 5   | Peter Revson      | Sunoco Javelin   | 1L17.8                |      | 1,600           |
| 6   | Swede Savage      | AAR Barracuda    | 1L3914                | 1    | 1,400           |
| 7   | Ed Leslie         | Chaparral Camaro | 2L19.9                |      | 1,200           |
| 8   | Maurice Carter    | Camaro           | 3L52.1                |      | 1,000           |
| 9   | Tony DeLorenzo    | Camaro           | 5L17.6                |      | 800             |
| 10  | Milt Minter       | Camaro           | 5L71.1                |      | 700             |
| 11  | Dick Brown        | Camaro           | 7L07.5                |      | 600             |
| 12  | Paul Nichter      | Camaro           | 8L27.5                |      | 500             |
| 13  | Peter Schwartzott | Camaro           | 8L52.5                |      | 400             |
| 14  | A. Ruyo de Perez  | Camaro           | 8L60.4                |      | 350             |
| 15  | Dave Lowler       | Camaro           | 10L24.6               |      | 300             |
| 16  | Craig Fisher      | Camaro           | 10L46.7               |      | 250             |
| 17  | Paul Jett         | Camaro           | 11L07.7               |      | 200             |
| 18  | Bob Barg          | Camaro           | 12L77.8               |      | 150             |
| 19  | Francois Gurtan   | Camaro           | 15L51.7               |      | 150             |
| 20  | Bob Bienert       | Camaro           | 15L65.2               |      | 100             |
| 21  | Vince Gimondo     | Camaro           | 20L88.9               |      | 50              |
| * \$1,000 awarded by P. Ballentine for fastest lap. |                   |                  |                       |      |                 |
| <u>Did not finish</u>                               |                   |                  | <u>Laps Completed</u> |      |                 |
| 22  | John Cordts       | Firebird         | 78 laps               |      | 50              |
| 23  | Warren Fairbanks  | Camaro           | 72 laps               |      | 50              |
| 24  | Dean Gregson      | Ford-Boss        | 64 laps               |      | 50              |
| 25  | Warren Tope       | Mustang          | 55 laps               |      | 50              |
| 26  | Bob Grossman      | Camaro           | 54 laps               |      | 50              |
| 27  | Jerry Thompson    | Camaro           | 54 laps               |      | 50              |
| 28  | Larry Bock        | Camaro           | 34 laps               |      | 50              |
| 29  | Sam Posey         | Challenger       | 24 laps               |      | 50              |
| 30  | Ed Henschlief     | Ford-Boss        | 21 laps               |      | 50              |
| 31  | Warren Agor       | Camaro           | 15 laps               |      |                 |
| 32  | Dick Young        | Camaro           | 15 laps               |      |                 |
| 33  | Derrick Johnson   | Firebird         | 8 laps                |      |                 |
| 34  | Ted Roberts       | Javelin          | 7 laps                |      |                 |
| 35  | Roy Woods         | Camaro           | 2 laps                |      |                 |

Trans-American Championship points standings after 9 events:

| Over-2-liter |           |    |
|--------------|-----------|----|
|              | Ford      | 60 |
|              | AMC       | 49 |
|              | Chevrolet | 39 |
|              | Dodge     | 14 |
|              | Plymouth  | 12 |

Results of Under-2-liter Watkins Glen Trans-Am. *1h. 36sec. AUG. 16, 1970*

Race on 2.3 mile circuit for SCCA Sedan/under-2-liter cars for overall position.  
 Race length: 42 laps (96.6 miles; *1hr*). Winner's avg. spd.: 95.99 mph.  
 Winner's margin of victory: 64.7 sec. Fastest lap, Horst Kwech, 1:23.0" (97.05 mph).

| Psn. | Driver            | Car             | Laps/secs. Behind | Pts. | Prize \$\$\$ |
|------|-------------------|-----------------|-------------------|------|--------------|
| 1    | Horst Kwech       | Alfa GTA        |                   | 9    | \$1,200      |
| 2    | Lee Midgely       | Alfa Romeo      | 64.7              |      | 800          |
| 3    | Hans Ziereis      | BMW             | 68.0              | 4    | 550          |
| 4    | Gaston Andrey.    | Alfa GTA        | 89.6              |      | 400          |
| 5    | Don Pike          | BMW             | 41 laps           |      | 350          |
| 6    | Charles Thieriot  | Alfa Romeo      | 41 laps           |      | 300          |
| 7    | Bert Everett      | Afla GTA        | 40 laps           |      | 250          |
| 8    | Roger Lewis       | Alfa GTA        | 39 laps           |      | 200          |
| 9    | Jon Norman        | Alfa Romeo      | 39 laps           |      | 150          |
| 10   | Dr. Arthur Mollin | Volvo           | 39 laps           |      | 100          |
| 11   | Ed Wachs          | Alfa Romeo      | 38 laps           |      | 100          |
| 12   | Craig Fisher      | Fiat Arbath     | 38 laps           |      | 100          |
| 13   | Ron Pollimeni     | Volvo           | 36 laps           |      | 100          |
| 14   | Rod Bremner.      | Morris Cooper-S | 23 laps           |      | 75           |

Did not finish

Laps completed

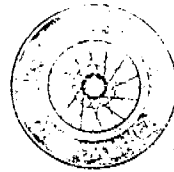
|    |                 |             |                     |  |    |
|----|-----------------|-------------|---------------------|--|----|
| 15 | Robert Lazebnik | BMW         | 24 front suspension |  | 75 |
| 16 | Bob Tanna       | Ford-Escort | 9                   |  | 50 |
| 17 | Russ Norburn    | BMW         | 7                   |  | 50 |
| 18 | Peter Schuster  | BMW         | 1                   |  | 50 |

Trans-American Championship points standings after 9 events:

|               |             |    |
|---------------|-------------|----|
| Under-2-liter | Alfa Romeo  | 75 |
|               | BMW         | 46 |
|               | Fiat Abarth | 3  |
|               | BLMC        | 3  |

# SCCA NEWS

FROM SPORTS CAR CLUB OF AMERICA, INC.



1..A.2.2NP.2SP.7C.13.15.27

FROM NATIONAL OFFICE  
P O BOX 791  
WESTPORT, CONN  
06880  
203-227-1266  
TELEX 96 4286 SCCA WEPT

RESULTS of the Kent 200 Trans-Am race for the SCCA Trans-American Championship held at Seattle International Raceway, Kent, Washington, Sept. 20, 1970. Event sanctioned by the Sports Car Club of America, Inc., promoted by Seattle International Raceway, organized by the Northwest Region, SCCA, and listed by the FIA as a national/open.

Race on 2.25-mile circuit for the SCCA sedan/over-2-liter cars for overall position. Race length: 90 laps (202.5 miles; 2 hr 13 min 28.5 sec.). Winner's avg. spd.: 90.93 mph. Winner's margin of victory: 19.6 sec.

| Psn. | Driver         | Car              | Laps/Secs.<br>behind | Pts. | Prize<br>\$\$\$ |
|------|----------------|------------------|----------------------|------|-----------------|
| 1.   | Parnelli Jones | Mustang          |                      | 9    | \$3,500         |
| 2.   | Mark Donohue   | Sunoco Javelin   | 19.6                 | 6    | 2,500           |
| 3.   | Sam Posey      | Dodge Challenger | 1L81                 | 4    | 2,000           |
| 4.   | George Follmer | Mustang          | 2L15.1               |      | 1,800           |
| 5.   | Vic Elford     | Camaro           | 3L32.7               | 2    | 1,600           |
| 6.   | Ed Leslie      | Camaro           | 3L60.1               |      | 1,400           |
| 7.   | Peter Revson   | Sunoco Javelin   | 3L83.1               |      | 1,200           |
| 8.   | Maurice Carter | Camaro           | 4L58.2               |      | 1,000           |
| 9.   | Milt Minter    | Camaro           | 6L29.9               |      | 800             |
| 10.  | Craig Murray   | Camaro           | 6L80.1               |      | 700             |
| 11.  | Frank Search   | Camaro           | 6L85                 |      | 600             |
| 12.  | Jackie Oliver  | Camaro           | 10L64.2              |      | 500             |
| 13.  | Max Dudley     | Camaro           | 11L3.64              |      | 400             |
| 14.  | Stan Bennett   | Camaro           | 11L10.6              |      | 350             |
| 15.  | Ken Jones      | Camaro           | 24L60.4              |      | 300             |
| 16.  | Bob Kennett    | Mustang          | 39L34.4              |      | 250             |

Did not finish

Laps completed

|     |                 |                    |                      |     |
|-----|-----------------|--------------------|----------------------|-----|
| 17. | Paul Jett       | Camaro             | 81 laps              | 200 |
| 18. | Swede Savage    | Plymouth Barracuda | 78 laps/blown engine | 150 |
| 19. | Jack Westlund   | Camaro             | 64 laps              | 150 |
| 20. | Joe Chamberlain | Camaro             | 61 laps              | 100 |
| 21. | A. J. DeLorenzo | Camaro             | 55 laps/engine       | 50  |
| 22. | Buzz Dyer       | Dodge Dart         | 46 laps              | 50  |
| 23. | John Hall       | Mustang            | 44 laps              | 50  |
| 24. | Roy Woods, Jr.  | Camaro             | 42 laps              | 50  |
| 25. | Gerald Thompson | Camaro             | 34 laps/engine       | 50  |
| 26. | Ted Roberts     | Javelin            | 32 laps/rear axle    | 50  |
| 27. | Ron Bucknum     | Dodge Challenger   | 29 laps              | 50  |
| 28. | Ken Deckman     | Camaro             | 29 laps              | 50  |
| 29. | Dan Gurney      | Plymouth Barracuda | 13 laps/engine       | 50  |
| 30. | David Hobbs     | Firebird           | 8 laps               | 50  |

John Cordts - disqualified - booster battery charge in pits

Trans-American Championship points standings after 10 events:

|                     |           |    |
|---------------------|-----------|----|
| <u>Over-2-liter</u> | Ford      | 67 |
|                     | AMC       | 55 |
|                     | Chevrolet | 40 |
|                     | Dodge     | 18 |
|                     | Plymouth  | 12 |

Note: Ford has clinched the championship. Competition is for a manufacturer's championship based on the best finishes in a maximum of three-quarters of events held. With 11 events scheduled, best nine will count. Points standings are net standings with Ford and Chevrolet points adjusted for best nine finishes because both have scored in 10 events to date.

Final 1970 SCCA Trans-Am championship event to be held at Riverside International Raceway, Riverside, Calif., October 4, 1970 - THE MISSION BELL 250.

#10

Results of Under-2-liter Kent 200 Trans-Am race. (Sept. 20)

Race on 2.25-mile circuit for SCCA Sedan/under-2-liter cars for overall position. Race length: 40 laps (90 miles; 1 hr 5 min 36.5 sec.). Winner's avg. spd.: 83.70 mph. Winner's margin of victory: 05 sec.

#490

| Posn. | Driver           | Car                           | Laps/secs. behind | Pts. | Prize \$\$\$ |
|-------|------------------|-------------------------------|-------------------|------|--------------|
| 1.    | Bert Everett     | Alfa Romeo GTA                |                   | 9    | \$1,200      |
| 2.    | Don Pike         | BMW 2002 TI                   | 05.               | 6    | 800          |
| 3.    | Horst Kwech      | Alfa Romeo GTA <i>1750cc</i>  | 09                |      | 550          |
| 4.    | Lee Midgley      | Alfa Romeo GTA                | 21                |      | 400          |
| 5.    | Jerry Gregory    | BMW 2002 TI                   | 1L28              |      | 350          |
| 6.    | Nels Miller      | BMW 2002 TI                   | 2L00              |      | 300          |
| 7.    | Charles Thieriot | Alfa Romeo GTA                | 2L73              |      | 250          |
| 8.    | Bob Rinde        | Alfa Romeo GTV- <i>1750cc</i> | 2L77              |      | 200          |
| 9.    | Carl Fredricks   | BMW 2002 TI                   | 3L26              |      | 150          |
| 10.   | Leslie Strahn    | Ford Cortina                  | 5L03              |      | 100          |
| 11.   | Jon Norman       | Alfa Romeo GTA                | 7L66              |      | 100          |
| 12.   | Jo Letha Rogers  | Datsun 510                    | 11L137            |      | 100          |

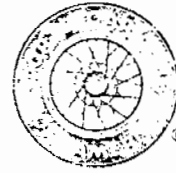
| <u>Did not finish</u> |                       | <u>Laps completed</u> |                      |     |
|-----------------------|-----------------------|-----------------------|----------------------|-----|
| 13.                   | Walt Maas             | BMW 2002 TI           | 21 laps/blown engine | 100 |
| 14.                   | Jim Rogers            | Datsun 510            | 5 laps               | 75  |
| 15.                   | Harry Theodoracopulos | Alfa Romeo GTA        | 0 laps/accident      | 75  |
| 16.                   | Vic Provenzano        | Alfa Romeo GTA        | 0 laps/accident      | 50  |

Trans-American Championship points standings after 10 events:

|               |             |    |
|---------------|-------------|----|
| Under-2-liter | Alfa Romeo  | 78 |
|               | BMW         | 51 |
|               | Fiat Abarth | 3  |
|               | BLMC        | 3  |

Note: Alfa Romeo has clinched the championship. Competition is for a manufacturer championship based on the best finishes in a maximum of three-quarters of events held. With 11 events scheduled, best nine will count. Points standings are net standings with Alfa Romeo and BMW points adjusted for best nine finishes because both have scored in 10 events to date.

ALFA GTV-1750cc  
GTA-1600cc



RESULTS of Mission Bell 200 Trans-Am race for the SCCA Trans-American Championship held at Riverside International Raceway, Riverside, Calif., Oct. 4, 1970. Event sanctioned by the Sports Car Club of America, Inc., promoted by Riverside International Raceway, organized by the California Sports Car Club Region, SCCA, and listed by the FIA as an international.

Race on 2.55-mile circuit for the SCCA sedan/over-2-liter cars for overall position. Race length: 79 laps (201.45 miles; 2 hr 1 min. 48 sec.). Winner's avg. spd.: 99.22 mph. Winner's margin of victory: 9.4 sec. Fastest lap: Parnelli Jones, 1:29.04

| Psn. | Driver              | Car            | Laps/Secs. behind | Pts. | Prize \$\$\$\$ |
|------|---------------------|----------------|-------------------|------|----------------|
| 1.   | Parnelli Jones      | Mustang        |                   | 9    | \$3,500        |
| 2.   | George Follmer      | Mustang        | 9.4               |      | 2,500          |
| 3.   | Mark Donohue        | Sunoco Javelin | 29.9              | 4    | 2,000          |
| 4.   | Swede Savage        | Barracuda      | 76.5              | 3    | 1,800          |
| 5.   | Dan Gurney          | Barracuda      | 1L8.9             |      | 1,600          |
| 6.   | Ed Leslie           | Camaro         | 2L69.9            | 1    | 1,400          |
| 7.   | Milt Minter         | Camaro         | 2L65.1            |      | 1,200          |
| 8.   | Roy Woods           | Camaro         | 3L75.6            |      | 1,000          |
| 9.   | David Hobbs         | Firebird       | 4L17.7            |      | 800            |
| 10.  | Mark Waco           | Camaro         | 5L43.8            |      | 700            |
| 11.  | Joe Chamberlain     | Camaro         | 6L 5.2            |      | 600            |
| 12.  | Max Dudley          | Camaro         | 6L36.0            |      | 500            |
| 13.  | John Hall           | Mustang        | 6L75.3            |      | 400            |
| 14.  | Paul VanValkenburgh | Camaro         | 6L96.8            |      | 350            |
| 15.  | John Ware           | Camaro         | 7L62.2            |      | 300            |
| 16.  | Hugh Harn           | Camaro         | 8L49.4            |      | 250            |
| 17.  | Bill Pendleton      | Camaro         | 9L43.2            |      | 200            |
| 18.  | Robert Hampton      | Barracuda      | 11L80.6           |      | 150            |
| 19.  | Carlos Iribe        | Camaro         | 13L81.1           |      | 150            |
| 20.  | John Silva          | Camaro         | 16L45.7           |      | 100            |
| 21.  | Stan Bennett        | Camaro         | 28L37.3           |      | 50             |

Did not finish

Laps Completed

|     |                 |                |                   |    |
|-----|-----------------|----------------|-------------------|----|
| 22. | Vic Elford      | Camaro         | 72 - engine       | 50 |
| 23. | Jerry Oliver    | Camaro         | 65 - accident     | 50 |
| 24. | Tony Adamowicz  | Challenger     | 64 - engine       | 50 |
| 25. | Frank Search    | Camaro         | 58 - accident     | 50 |
| 26. | Clay Priola     | Mustang        | 57 - engine       | 50 |
| 27. | Jim Dittmore    | Camaro         | 51 - oil pressure | 50 |
| 28. | Peter Revson    | Sunoco Javelin | 38 - accident     | 50 |
| 29. | Paul Jett       | Camaro         | 26 - accident     | 50 |
| 30. | Craig Murray    | Camaro         | 25 - clutch       | 50 |
| 31. | Sam Posey       | Challenger     | 20 - engine       |    |
| 32. | Ted Roberts     | Sunoco Javelin | 15 - suspension   |    |
| 33. | Gerald Thompson | Firebird       | 14 - engine       |    |
| 34. | Dick Guldstrand | Mustang        | 12 - engine       |    |
| 35. | Bud Turner      | Camaro         | 7 - accident      |    |

Final Trans-American Championship points standings:

|              |           |    |
|--------------|-----------|----|
| Over-2-liter | Ford      | 72 |
|              | AMC       | 59 |
|              | Chevrolet | 40 |
|              | Dodge     | 18 |
|              | Plymouth  | 15 |

#11

Race on 2.55-mile circuit for SCCA Sedan/under-2-liter cars for overall position. Race length: 35 laps (89.25 miles; 57 min. 56.85 sec.). Winner's avg. spd.: 92.4 mph. Winner's margin of victory: 02 sec.

FL-  
FD-  
*Riverside, Oct. 4*

| Psn. | Driver            | Car                   | Laps/secs. behind | Pts. | Prize \$\$\$ |
|------|-------------------|-----------------------|-------------------|------|--------------|
| 1.   | Bert Everett      | Alfa-Romeo GTA        |                   | 9    | \$1,200      |
| 2.   | Horst Kwech       | Alfa-Romeo GTV-1750CC | 02                |      | 800          |
| 3.   | Don Pike          | BMW 2002TI            | 31                | 4    | 550          |
| 4.   | Tony Adamowicz    | Alfa-Romeo GTA        | 40                |      | 400          |
| 5.   | Nels Miller       | BMW 2002TI            | 78                |      | 350          |
| 6.   | H.Theodoracopulos | Alfa-Romeo GTA        | 85                |      | 300          |
| 7.   | Jeff Kline        | Alfa-Romeo GTA        | 1L101             |      | 250          |
| 8.   | Del Taylor        | Alfa-Romeo GTV-1750CC | 2L28              |      | 200          |
| 9.   | Bob Rinde         | Alfa-Romeo GTV-1750CC | 3L27              |      | 150          |
| 10.  | Les Strahn        | Ford Cortina          | 5L36              |      | 100          |
| 11.  | Ron Moore         | Austin Mini-Cooper    | 7L94              |      | 100          |
| 12.  | Jon Norman        | Alfa-Romeo GTA        | 8L61              |      | 100          |

Did not finish:

|     |                  | Laps completed |        |
|-----|------------------|----------------|--------|
| 13. | Charles Thieriot | Alfa-Romeo GTA | 27 100 |
| 14. | Lee Midgley      | Alfa-Romeo GTA | 17 75  |
| 15. | Carl Fredericks  | BMW 2002TI     | 13 75  |
| 16. | Vic Provenzano   | Alfa-Romeo GTA | 10 50  |
| 17. | Terry Enk        | BMW 2002TI     | 6 50   |

Final Trans-American Championship points standings:

|               |             |    |          |
|---------------|-------------|----|----------|
| Under-2-liter | Alfa Romeo  | 81 | BEST 9   |
|               | BMW         | 52 | FINISHES |
|               | Fiat Abarth | 3  |          |
|               | BLMC        | 3  |          |

50 DIFFERENT DRIVERS STARTED  
 13 IN 1 RACE  
 1 IN ALL 11  
 2 IN 10 OF 11  
 11 DIFFERENT CAR MAKES